

Symphony

BY ANDOVER FABRICS



Concerto Quilt designed by:
Nancy Rink

Quilt Size: 78" x 90"

andoverfabrics.com

andover



[makower uk](http://makoweruk.com)

Free Pattern Download Available

1384 Broadway New York, NY 10018
Tel. (800) 223-5678 • andoverfabrics.com

Concerto Quilt



Introducing Andover Fabrics new collection: **SYMPHONY** by Andover Fabrics

Quilt designed by Nancy Rink

Quilt finishes 78" x 90"
30 Blocks: 12" x 12"

Softly colored posies add to the appeal of this bed-size quilt. The blocks are part of a time-honored tradition of simply pieced patchwork. The appealing design is offered in two lovely color ways, peach and purple.

Cutting Directions

Note: Read assembly directions before cutting patches. All measurements are cut sizes and include 1/4" seam allowances. Borders are cut the exact lengths required plus 1/4" seam allowances. WOF designates the width of fabric from selvedge to selvedge (approximately 42" wide).

Fabric A

Cut (2) borders 6 1/2" x 78 1/2", cut lengthwise
Cut (2) borders 6 1/2" x 66 1/2", cut lengthwise
Cut (64) rectangles 1 3/4" x 4 1/2"
Cut (32) rectangles 1 3/4" x 2"

Fabric B

Cut (28) squares 4 1/2"
Cut (7) squares 2"

Fabric C

Cut (8) strips 2 1/2" x WOF, pieced to make the following:
(2) borders 2 1/2" x 72 1/2"
(2) borders 2 1/2" x 64 1/2"

Fabric D

Cut (8) strips 1 1/2" x WOF, pieced to make the following:
(2) borders 1 1/2" x 76 1/2"
(2) borders 1 1/2" x 66 1/2"
Cut (28) squares 4 1/2"
Cut (7) squares 2"

Fabric E

Cut (56) rectangles 1 3/4" x 4 1/2"
Cut (28) rectangles 1 3/4" x 2"

Fabric F

Cut (32) rectangles 2" x 4 1/2"
Cut (32) squares 1 3/4"

Fabric G

Cut (64) rectangles 1 3/4" x 4 1/2"
Cut (32) rectangles 1 3/4" x 2"

Fabric Requirements

		Yardage	Peach	Purple
Fabric A	border, blocks	2 3/8 yards	9217-E	9217-P
Fabric B	blocks	5/8 yard	9218-E	9218-P
*Fabric C	border	5/8 yard	9220-E	9220-P
Fabric D	border, blocks	1 yard	9222-E	9222-P
Fabric E	blocks	1/2 yard	9222-EL	9222-PL
Fabric F	blocks	3/8 yard	9223-E	9223-P
Fabric G	blocks	5/8 yard	9223-EN	9223-PC
Fabric H	blocks	3/8 yard	9223-PG	9223-PG
Fabric I	blocks	3/4 yard	9224-E	9224-P
Fabric J	blocks	1/2 yard	9224-EN	9224-PC
Fabric K	blocks	5/8 yard	9224-PG	9224-EG
Fabric L	blocks, binding	1 yard	9225-E	9225-P
Fabric M	blocks	3/8 yard	9225-EG	9225-PC
*Backing		5 1/2 yards	9220-E	9220-P

Fabric H

Cut (28) rectangles 2" x 4 1/2"
Cut (28) squares 1 3/4"

Fabric I

Cut (4) squares 6 1/2"
Cut (32) squares 4 1/2"
Cut (8) squares 2"

Fabric J

Cut (56) rectangles 1 3/4" x 4 1/2"
Cut (28) rectangles 1 3/4" x 2"

Fabric K

Cut (32) squares 4 1/2"
Cut (8) squares 2"

Fabric L

Cut (9) strips 2 1/2" x WOF for binding
Cut (28) rectangles 2" x 4 1/2"
Cut (28) squares 1 3/4"

Fabric M

Cut (32) rectangles 2" x 4 1/2"
Cut (32) squares 1 3/4"

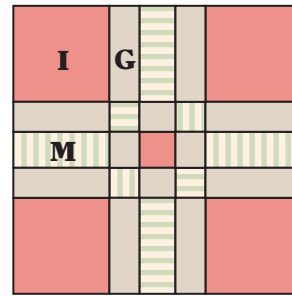
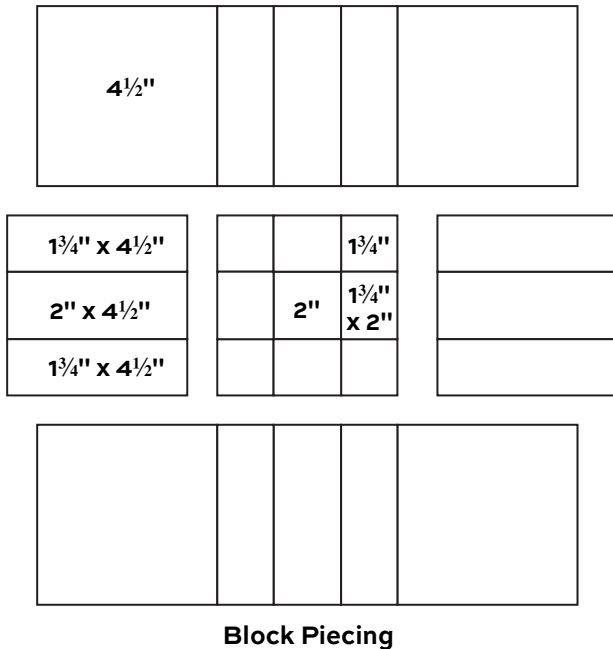
Backing

Cut (2) panels 42" x 96", pieced to fit quilt top
with overlap on all sides

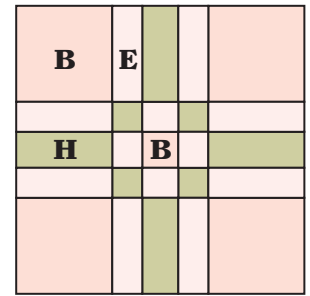
Concerto Quilt

Making the Quilt

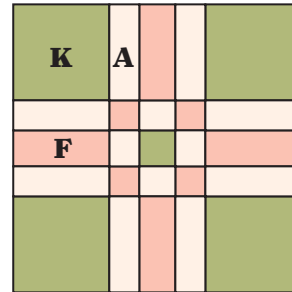
- Referring to the Block Piecing diagram, arrange the appropriate patches to make 8 Block W, 7 Block X, 8 Block Y, and 7 Block Z.



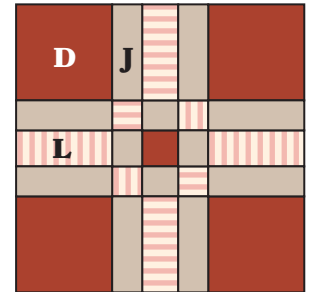
Block W – Make 8



Block X – Make 7



Block Y – Make 8

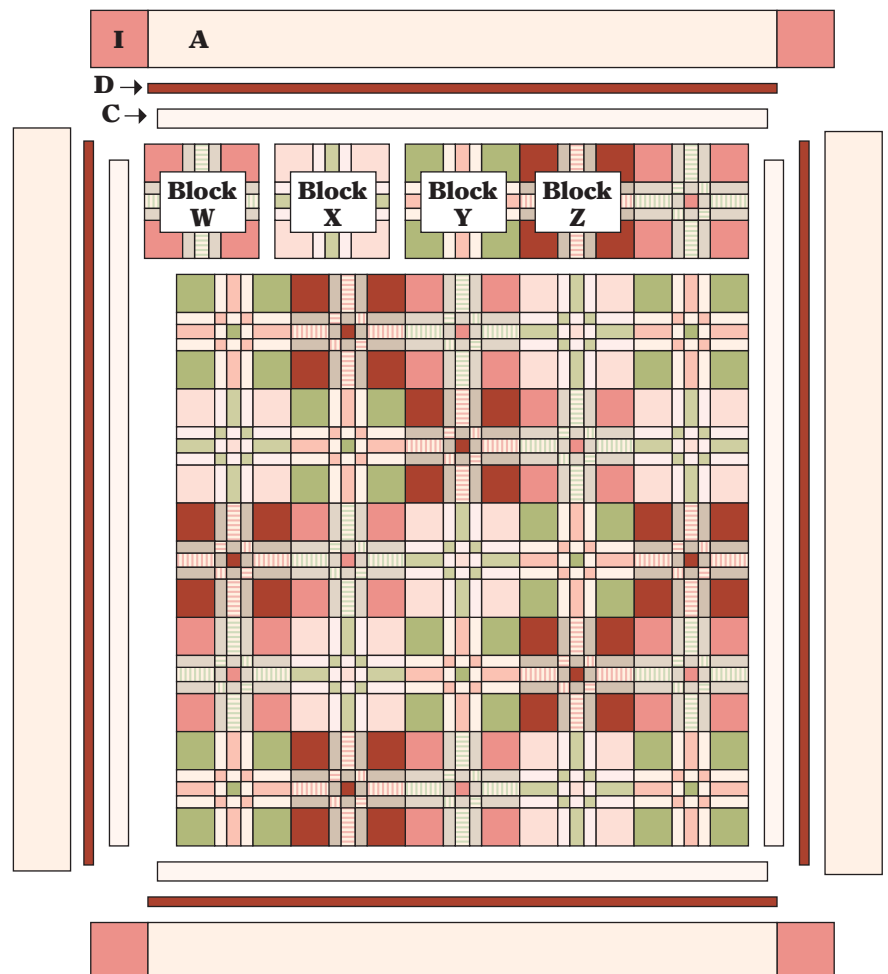


Block Z – Make 7

- Referring to the Quilt Diagram, position the blocks in 6 rows of 5 blocks each, following the diagram or arranging them as you wish. Once you are satisfied with the arrangement, join the blocks in rows, and then join the rows.
- Sew the C borders to the quilt, sewing longer strips to the sides first. Repeat with Fabric D borders.
- Sew long Fabric A borders to the quilt. Sew Fabric I squares to ends of remaining borders. Sew to the top and bottom.

Finishing the Quilt

- Layer the quilt with batting and backing and baste. Quilt in the ditch around borders and block patches. Quilt around the printed motifs in the outer border. Bind to finish the quilt.



Quilt Diagram

Symphony

BY ANDOVER FABRICS



9217-E*



9217-P




9218-E*



9218-P



9219-EN



9219-PC



9220-E*



9220-P



9221-E



9221-EC



9221-P




9222-E*



9222-EL*



9222-P



9222-PL



9223-E*



9223-EN*



9223-P



9223-PC




9223-PG*



9224-E*



9224-EG



9224-EN*



9224-P



9224-PC



9224-PG*



9225-E*



9225-EG*



9225-P



9225-PC

*Indicates fabrics used in featured quilt pattern.

Fabrics shown are 25% of actual size.