


# Jetsetter

BY JANE DIXON



On the Go  
Quilt Design:  
**Heidi Pridemore**  
Quilt Size: 56" x 64"  
[andoverfabrics.com](http://andoverfabrics.com)



andover



makower uk  
*The Henley Studio*

Free Pattern Download Available

1384 Broadway New York, NY 10018  
Tel. (800) 223-5678 • [andoverfabrics.com](http://andoverfabrics.com)

# On the Go



Featuring Andover Fabrics new Collection: Jetsetter by Jane Dixon

Quilt designed by Heidi Pridemore

Quilt finished 56" x 64"

## Cutting Directions

**Note: Read assembly directions before cutting patches.** Borders are cut to exact length required plus 1/4" seam allowance. WOF designates the width of fabric from selvedge to selvedge (approximately 42" wide).

- Fabric A** Cut (7) Template 2 triangles.  
Cut (1) Template 1 triangle.  
Cut (1) Template 3 triangle.
- Fabric B** Cut (7) Template 2 triangles.  
Cut (1) Template 1 triangle.  
Cut (1) Template 3 triangle.
- Fabric C** Cut (6) Template 2 triangles.
- Fabric D** Cut (6) Template 2 triangles.
- Fabric E** Cut (14) Template 2 triangles.
- Fabric F** Cut (7) Template 2 triangles.  
Cut (1) Template 1 triangle.  
Cut (1) Template 3 triangle.
- Fabric G** Cut (6) Template 2 triangles.
- Fabric H** Cut (13) Template 2 triangles.  
Cut (1) Template 1 triangle.  
Cut (1) Template 3 triangle.
- Fabric I** Cut (6) Template 2 triangles.  
Cut (1) Template 1 triangle.  
Cut (1) Template 3 triangle.
- Fabric J** Cut (6) Template 2 triangles.  
Cut (1) Template 1 triangle.  
Cut (1) Template 3 triangle.
- Fabric K** Cut (7) Template 2 triangles.  
Cut (6) 2 1/2" x WOF strips for the binding.
- Fabric L** Cut (6) Template 2 triangles.  
Cut (1) Template 3 triangle.
- Fabric M** Cut (7) Template 2 triangles.  
Cut (1) Template 1 triangle.

## Fabric Requirements

		<b>Yardage</b>	<b>Fabric</b>
<b>Fabric A</b>	blocks	5/8 yard	7985-B
<b>Fabric B</b>	blocks	5/8 yard	7985-K
<b>Fabric C</b>	blocks	1/3 yard	7986-B
<b>Fabric D</b>	blocks	1/3 yard	7986-K
<b>Fabric E</b>	blocks	5/8 yard	7987-B
<b>Fabric F</b>	blocks	5/8 yard	7987-K
<b>Fabric G</b>	blocks	1/3 yard	7988-BK
<b>Fabric H</b>	blocks	5/8 yard	7988-KR
<b>Fabric I</b>	blocks	5/8 yard	7488-R
<b>Fabric J</b>	blocks	5/8 yard	7486-K
<b>Fabric K</b>	blocks, binding	3/4 yard	7488-C
<b>Fabric L</b>	blocks	1/3 yard	7487-B
<b>Fabric M</b>	blocks	1/3 yard	7488-B
<b>Fabric N</b>	blocks	1/3 yard	7092-R
<b>Backing</b>		3 3/4 yards	7985-B

**Fabric N** Cut (7) Template 2 triangles.

**Backing** Cut (2) 64" x WOF strips. Sew the strips together and trim to make (1) 64" x 72" backing.

## Making the Quilt

### 1. Block Assembly

1. Sew (1) Fabric F-Template 3 triangle, (15) assorted Template 2 triangles and (1) Fabric F-Template 1 triangle together, in that order, to make (1) column.

2. Repeat Step 1 using the remaining triangles to make (7) columns total.

### Quilt Top Assembly

*(Refer to the Quilt Layout when assembling the quilt top.)*

3. Sew the (7) columns together to make the quilt top.


## Finishing the Quilt

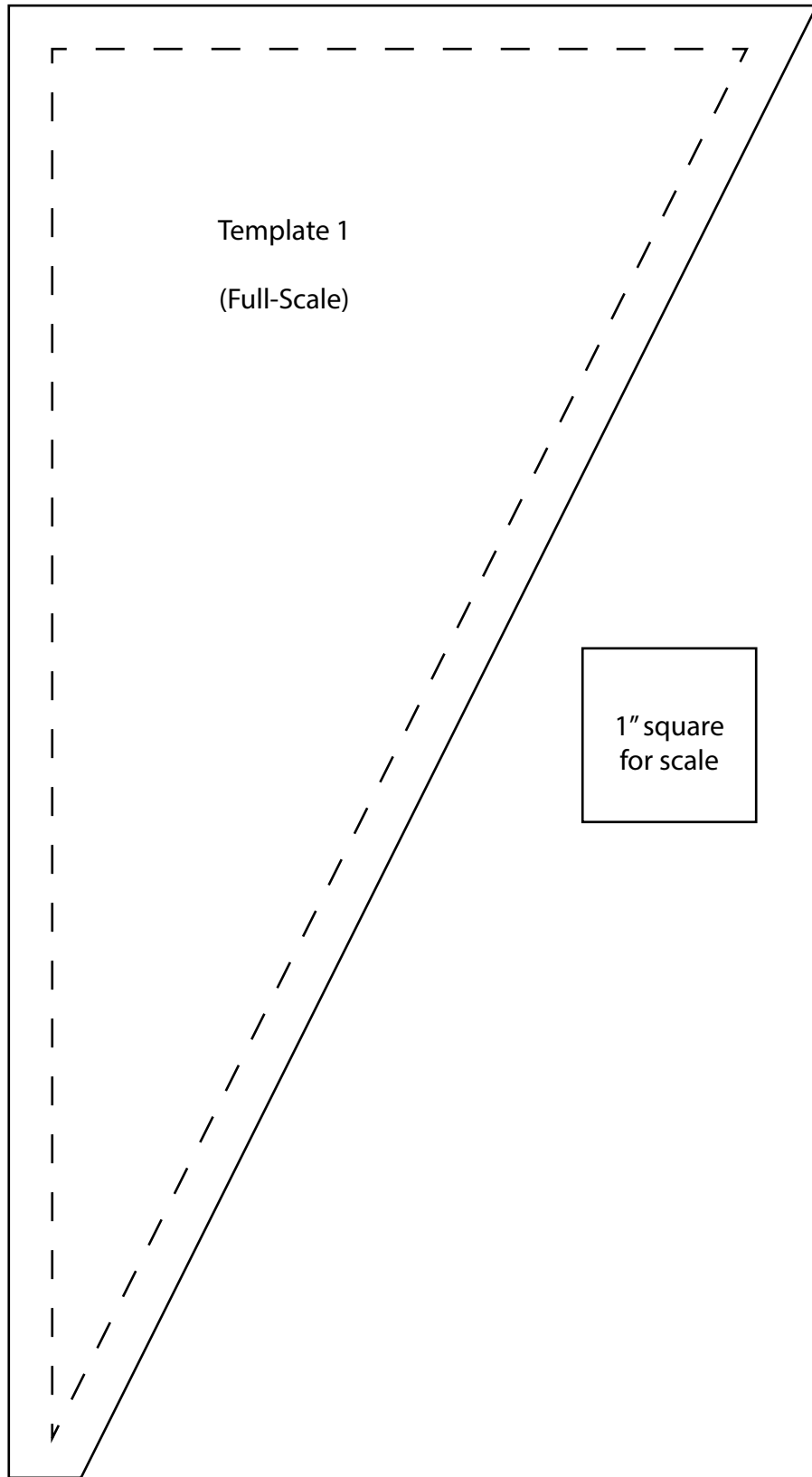
4. Layer and quilt as desired.

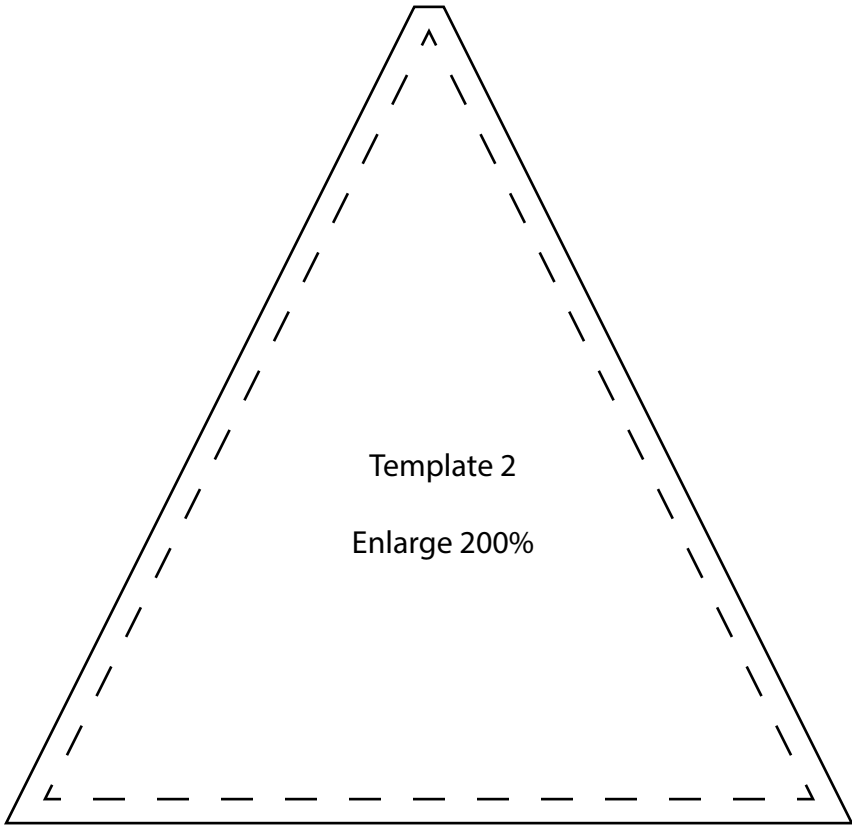
5. Sew the (6) 2 1/2" x WOF Fabric K strips together, end to end with a 45-degree seams, to make the binding. Fold this long strip in half lengthwise with wrong sides together and press.

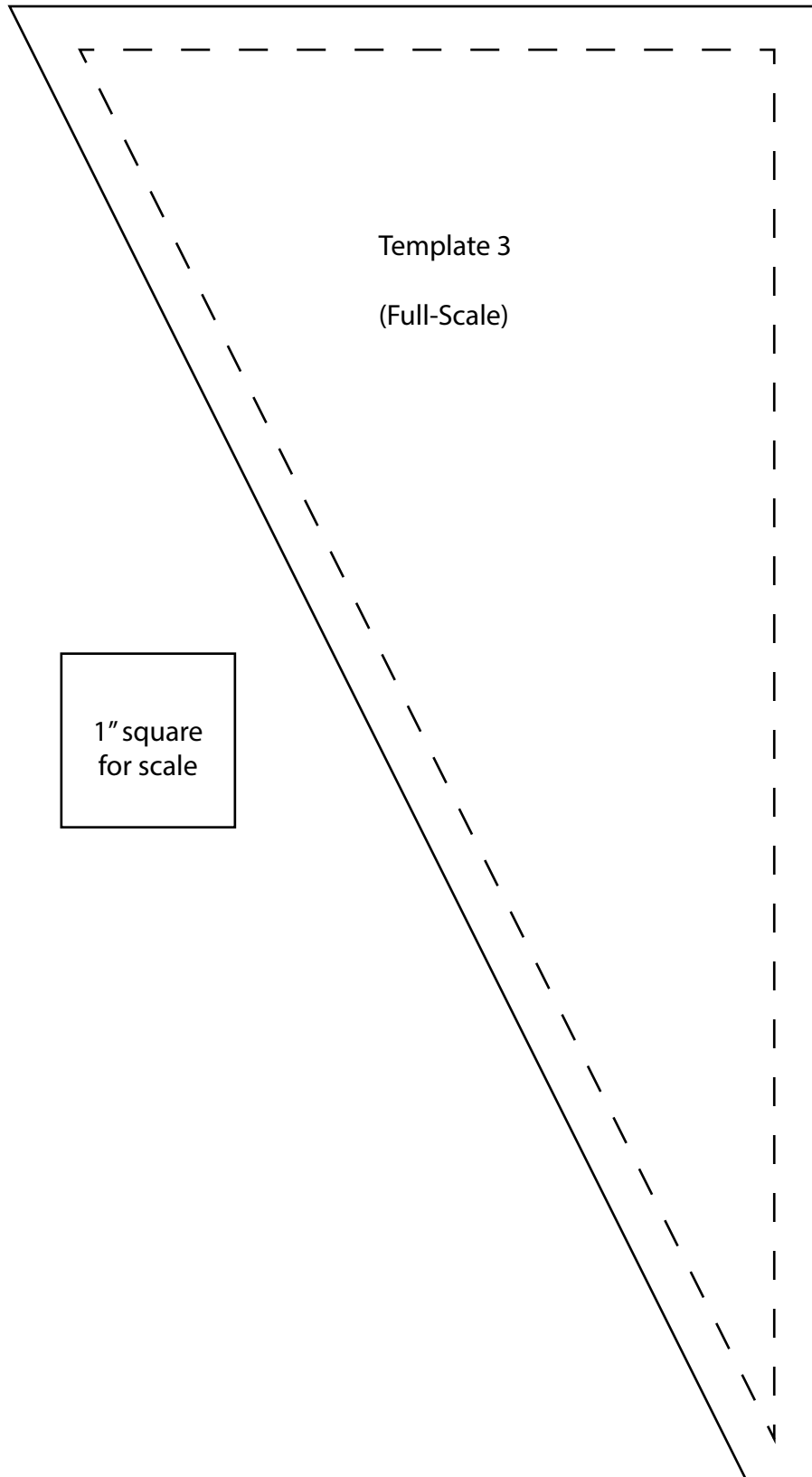
6. Bind as desired.

# On the Go









# Jetsetter

BY JANE DIXON



7988-BK 1/3 yd



7988-KR 5/8 yd




7987-B 5/8 yd



7987-K 5/8 yd



7986-B 1/3 yd



7986-K 1/3 yd



7985-B 4 3/8 yds  
(includes backing)



7985-K 5/8 yd

## About Our Fabrics

A recognized leader in the quilting industry, Andover Fabrics features designs by a wide variety of talented fabric artists. Catering to the tastes of creative and dedicated quilters, Andover has a style for every look — authentic reproductions, romantic florals, exotic Orientals, ethnic influence, whimsical, funky, playful or basic. Collections are supported with "free-to-use" patterns on their website.

Fabrics shown are 25% of actual size.


Blend with fabrics from *The Color Collection* by Andover Fabrics




7488-B  
1/3 yd



7488-C  
1 yd  
(includes binding)



7488-R  
5/8 yd



7487-B  
1/3 yd



7486-K  
5/8 yd



7092-R  
1/3 yd

andover

makower uk  
*The Henley Studio*

Free Pattern Download Available

1384 Broadway New York, NY 10018  
Tel. (800) 223-5678 • andoverfabrics.com