

1canoe2


FABRICS BY BETH SNYDER



When Pigs Fly Quilt Design:
Beth Snyder

Quilt Size: 64" x 76"

andoverfabrics.com



About 1canoe2

Our work is inspired by the Midwestern world surrounding us here in our barn studio, in the middle of a grain field. We love to celebrate local food providers, farmers, people who work with their hands. This collection comes straight from our line of successful art prints, greeting cards and homegoods. — *Beth Snyder*

andover



makower uk
The Henley Studio

Free Pattern Download Available

1384 Broadway New York, NY 10018

Tel. (800) 223-5678 • andoverfabrics.com

1canoe2



Introducing Andover Fabrics new collection: 1canoe2 by Beth Snyder

When Pigs Fly quilt designed by Beth Snyder

Quilt finishes 64" x 76"

120 Blocks: 6" x 6"

Clever placement of simple two-patch blocks creates a delightful design with country appeal.

Cutting Directions

Note: Read assembly directions before cutting patches. All measurements are cut sizes and include $\frac{1}{4}$ " seam allowances. Borders are cut the exact lengths required plus $\frac{1}{4}$ " seam allowances. WOF designates the width of fabric from selvedge to selvedge (approximately 42" wide).

Fabric A Cut (12) squares $6\frac{7}{8}$ " x $6\frac{7}{8}$ "

Fabric B Cut (12) squares $6\frac{7}{8}$ " x $6\frac{7}{8}$ "

Fabric C Cut (18) squares $6\frac{7}{8}$ " x $6\frac{7}{8}$ "

Fabric D Cut (18) squares $6\frac{7}{8}$ " x $6\frac{7}{8}$ "

Fabric E Cut (30) squares $6\frac{7}{8}$ " x $6\frac{7}{8}$ "

Fabric F Cut (18) squares $6\frac{7}{8}$ " x $6\frac{7}{8}$ "

Fabric G Cut (12) squares $6\frac{7}{8}$ " x $6\frac{7}{8}$ "

Fabric H Cut (2) borders $2\frac{1}{2}$ " x $72\frac{1}{2}$ ", cut crosswise and pieced
Cut (2) borders $2\frac{1}{2}$ " x $64\frac{1}{2}$ ", cut crosswise and pieced
Cut (8) strips $2\frac{1}{2}$ " x WOF for binding

Backing Cut (2) panels 42 " x 72 ", pieced to fit quilt top with overlap on all sides

Fabric Requirements

		Yardage	Fabric
Fabric A	blocks	$\frac{5}{8}$ yard	7561-C
Fabric B	blocks	$\frac{5}{8}$ yard	7561-E
Fabric C	blocks	$\frac{7}{8}$ yard	7560-Y
Fabric D	blocks	$\frac{7}{8}$ yard	7557-C
Fabric E	blocks	$1\frac{1}{4}$ yards	7562-C
Fabric F	blocks	$\frac{7}{8}$ yard	7564-G
Fabric G	blocks	$\frac{5}{8}$ yard	7562-Y
Fabric H	Border, binding	$1\frac{1}{4}$ yards	A-C-Navy
Backing		$4\frac{1}{4}$ yards	7564-E

Making and Assembling the Quilt

1. The blocks are made with half-square triangles (HST) that finish 6" square. Use your favorite method to make HST, or follow these directions. Draw a diagonal line on the wrong side of all Fabric E $6\frac{7}{8}$ " squares (Diagram 1). Place a marked square on a Fabric C square, right sides together. Sew $\frac{1}{4}$ " seam on each side of the marked line; cut apart on the marked line. Press open to make 2 pieced blocks. Make 18 blocks like this.

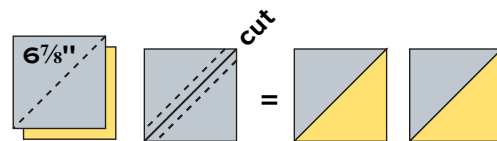



Diagram 1

2. Refer to the Quilt Diagram. To make the other blocks, draw a diagonal line on the wrong side of the lighter square in each pairing. Make 18 blocks (HST) with Fabric D and E squares, 18 blocks with Fabric D and F squares, 18 blocks with Fabric C and F squares, 12 blocks with Fabric B and G squares, 12 blocks with Fabric A and G squares, 12 blocks with Fabric A and E squares, and 12 blocks with Fabric B and E squares. You should have a total of 120 blocks.
3. Referring to the Quilt Diagram, position the blocks in 10 vertical rows of 12 blocks each, paying careful attention to the placement. Join the blocks in rows. Join the rows.
4. Sew the longer Fabric H borders to the sides. Sew the shorter borders to the top and bottom.

When Pigs Fly Quilt

Finishing the Quilt


5. Layer the quilt with batting and backing and baste. Quilt in the ditch around borders and block patches. Quilt around the printed motifs in the blocks. Bind to finish the quilt.



Quilt Diagram

1canoe2

FABRICS BY BETH SNYDER



7561-C*



7557-C*




7560-C



7562-C*



7564-G*



7561-E*



7557-L



7560-Y*




7562-Y*



7564-E*

Blend with Andover's Chambray fabrics




A-C-NATURAL



A-C-MUSTARD*



A-C-NAVY*



A-C-BLACK

*Indicates fabrics used in quilt pattern. Fabrics shown are 25% of actual size.

andover

makower uk
The Henley Studio

Free Pattern Download Available

1384 Broadway New York, NY 10018
Tel. (800) 223-5678 • andoverfabrics.com